

# AUDIO RECORDINGS WITH NETTSKJEMA- DICTAPHONE APP NON-SENSITIVE AND SMALL AMOUNTS OF SENSITIVE DATA

Follow the instructions on the following web page:

<https://www.uio.no/english/services/it/adm-services/nettskjema/help/nettskjema-dictaphone.html>

and see the screenshots below

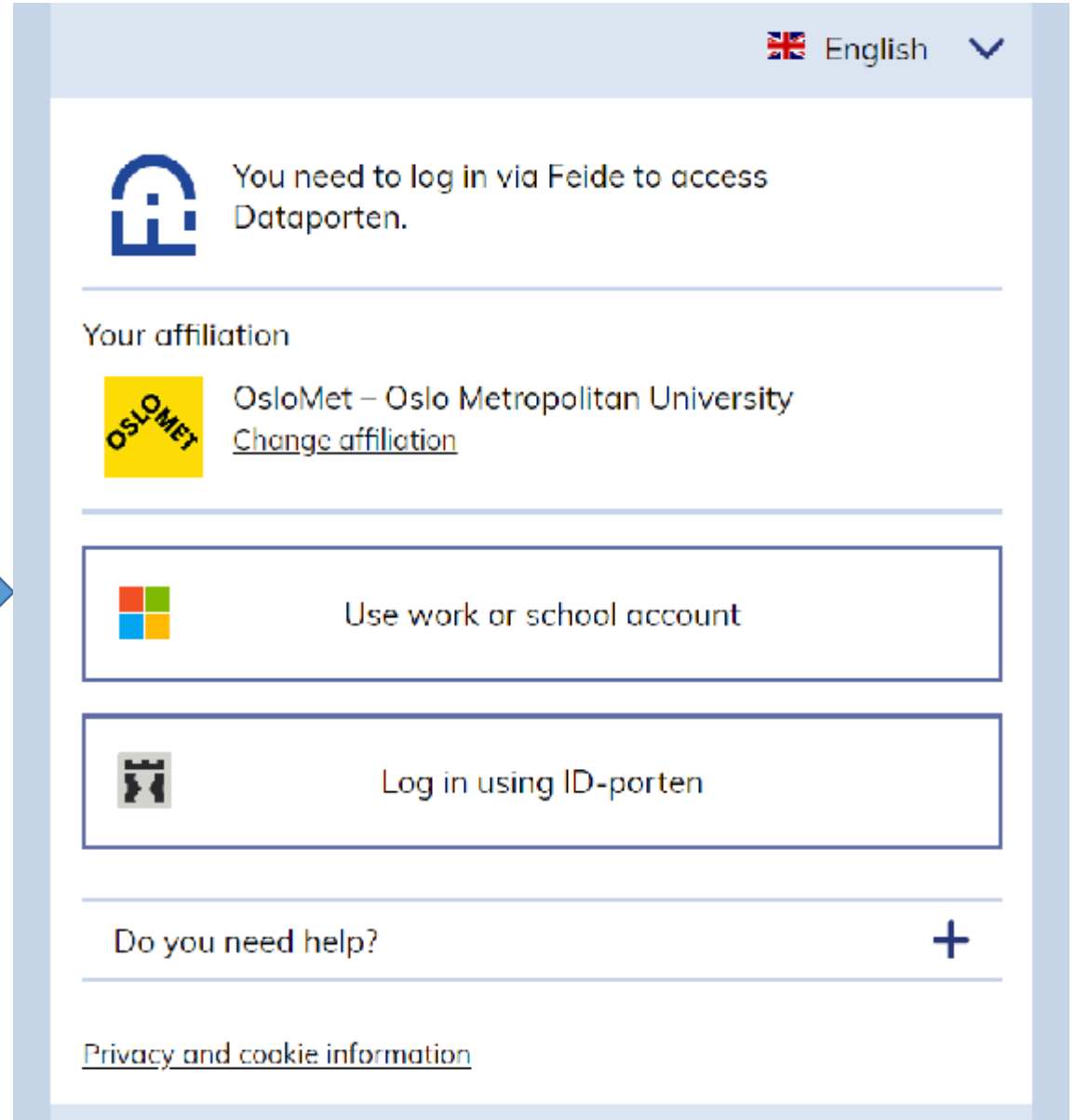
Two steps:

1. Create a form in Nettskjema
2. Download the Nettskjema dictaphone app.

# Log in to Nettskjema

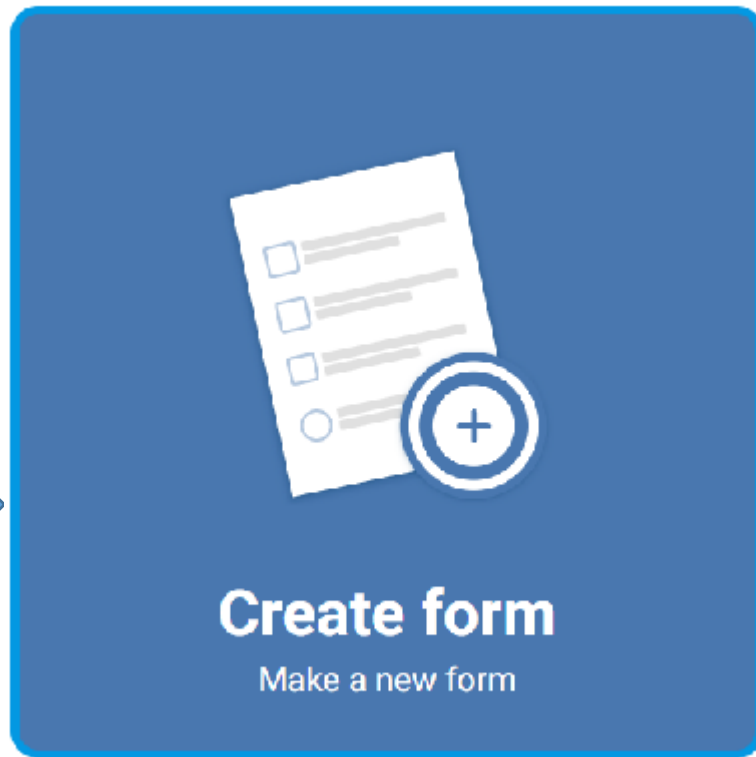
- <https://nettskjema.no/?lang=en>

**Log in with FEIDE**



The screenshot shows the login interface for Nettskjema. At the top right, there is a language selector set to "English" with a dropdown arrow. Below this, a blue padlock icon is followed by the text "You need to log in via Feide to access Dataporten." A horizontal line separates this from the "Your affiliation" section, which features the OSLOMET logo and the text "OsloMet – Oslo Metropolitan University" with a link to "Change affiliation". Below the affiliation section are two large, rounded rectangular buttons. The first button contains the Microsoft logo and the text "Use work or school account". The second button contains the ID-porten logo and the text "Log in using ID-porten". At the bottom of the page, there is a link for "Do you need help?" with a plus sign icon, and a link for "Privacy and cookie information" at the very bottom.

# 1. Create a form in nettskjema



Test

**Form type** \* ?

Select which form type that suits your needs

- Questionnaire
- TSD or Educloud questionnaire
- Registration
- Multiple choice test
- Get form from template (Consent form, dictaphone etc)**
  - Consent form to Medinsight OUS
  - Consent form with signature - TSD and Educloud
  - Consent form without signature - TSD and Educloud
  - Nettskjema-bilde - storage in Nettskjema
  - Nettskjema-bilde - storage in TSD and Educloud
  - Nettskjema-diktafon - storage in Nettskjema**

# Create a form in nettskiema

## Form language \*

- Norwegian Bokmål
- Norwegian Nynorsk

English

Next page

Abort

## For what purpose is personal data collected? \*

- Education
- Employee-related
- Research
- Other

## Is sensitive personal data collected? \*

- Yes
- No

## Is the personal data shared with somebody outside your own institution? \*

- Yes
- No

Create

Previous

Abort

- Settings**
- The form
- Layout
- Response restriction
- Permissions
- Processing of submissions
- Forwarding
- Receipt
- Notifications
- Storage
- Deletion

# Settings

 Copy form



## The form


### The form's opening time

**Save** **Cancel**


Enter the date and time for from when the form should be open to receive submissions:

**Date (DD.MM.YYYY)**      **Time (HH:MM)**

27.11.2023       09:00 



Enter closing time

 If you do not specify a closing time, the form will close one year after the last submission was received.

Feedback 



- Settings
- The form
- Layout
- Response restriction
- Permissions
- Processing of submissions
- Forwarding
- Receipt
- Notifications
- Storage
- Deletion

### Editing permissions

ingerjf@oslomet.no

Change



### Copying rights

Not assigned

Change

Give access to your supervisor

## Processing of submissions

### Editing of the form after receiving submissions

Yes

Change

### Codebook activated

Yes

Change

### Automatic deletion of answers

Choose whether submissions should be automatically deleted after a certain number of days after delivery. This affects both new and existing submissions:

Save

Cancel



Feedback



# Undersøkelse

Form-ID: 383025 Open Closed

- View
- Form builder
- Codebook
- Settings
- Collect responses**
- See results

The form is not open

## Collect responses

Anyone with a link can respond to the form.

Open the form to have the opportunity to collect responses.

- Get the link to the form
- Add the form to a website
- Download QR code for the form

**Open form**

### Open the form for submissions

The form will now be able to receive submissions from respondents.

**When should the form close?**  
In order to open the form, you must also choose when it should close.

- Close automatically in one year
- Set custom closing time

Cancel **Open form**

Do you miss the old design? [Click here to return](#)

Note: The old design will be phased out during 2023. Is there anything the new design is missing? [Please give us feedback](#)



# Undersøkelse

Form-ID: 383025 Open Close

- View
- Form builder
- Codebook
- Settings
- Collect responses**
- See results

## Collect responses

Anyone with a link can respond to the form.

### The URL of the form

Share this link with respondents so that they may answer the form.

<https://nettskjema.no/a/383025>

Please note the number

Copy

Share on e-mail

### Download QR code

The QR code can be scanned with the camera on mobile phones to quickly get to this form.

Download QR code

### Embed on a website

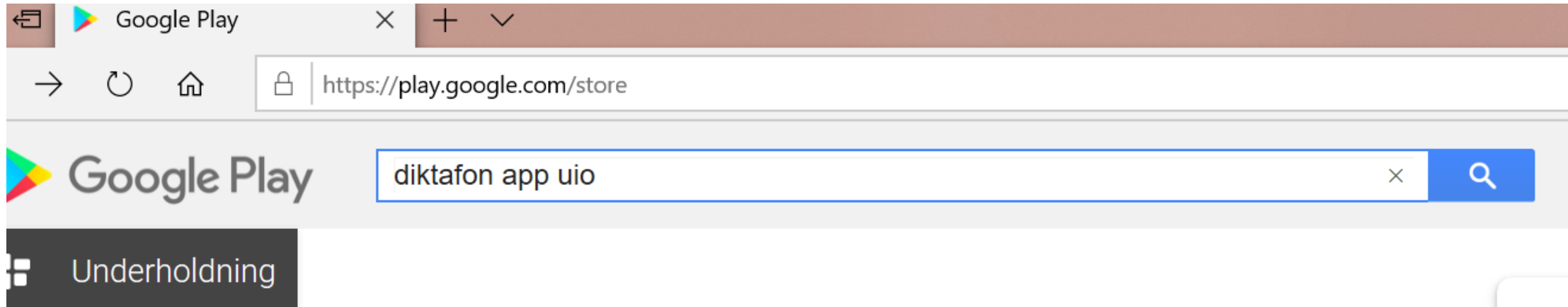
[Read more about embedding on webpages](#)

- ✓ [Show code snippet for Vortex](#)
- ✓ [Show code snippet for website](#)

Feedback

Do you miss the old desian? [Click here to return](#)

## 2. Download the app on your iphone




Insert the Nettskjema number

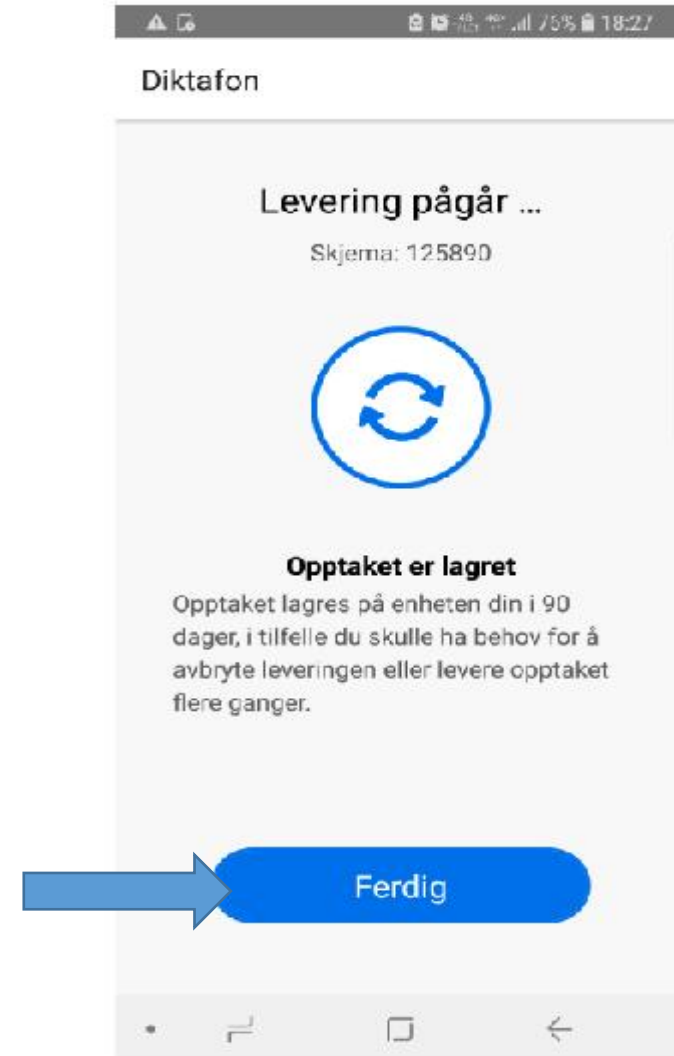
# Important information about audio recording

- Before recording put the iPhone on flight mode in order to avoid interruptions during the recording
- You can only record for 60 minutes. If you record over the limit, the recording will stop and you will get a notification telling you that the maximum file size has been reached.

# Start recording..




Start and stop recording




# Transcription: Log into Nettskjema on your iphone



**Create form**  
Make a new form



**My forms**  
Overview of your forms




**My responses**  
See forms that you have submitted



My forms (4)   Shared with me (5)   Old forms with personal data (5)

### My forms

Title	Status	Submissions	Last submission	Owners		
Test	Open	0	27. Jan 2022 13:12	1	Copy	Delete
Test	Closed	0		1	Copy	Delete
Undersøkelse	Open	0		1	Copy	Delete



# Undersøkelse

- View
- Form builder
- Codebook
- Settings
- Collect responses
- See results**

## See results

Delivered submissions: 1 Last submission: 24.11.23 09:50

### Report

The report consists of a summary of submissions based on counts and percentages. It may be shown with or without free text answers.

See report

### Overview over submissions

Get an overview of submissions. You may browse submissions, delete submissions, or download the submissions list as a PDF.

- View all submissions on one page
- View table of submissions
- See dictaphone recordings with transcription

### Download submissions

Download submissions in xlsx or txt format for manual processing of data.

- Download Excel file (.xlsx)
- Download tab-separated file (.txt)

Feedback

# Undersøkelse

- View
- Form builder
- Codebook
- Settings
- Collect responses
- See results**

[Back to see results](#)

## All submissions on one page:

Delivered submissions: 1 Last submission: 24.11.23 09:50

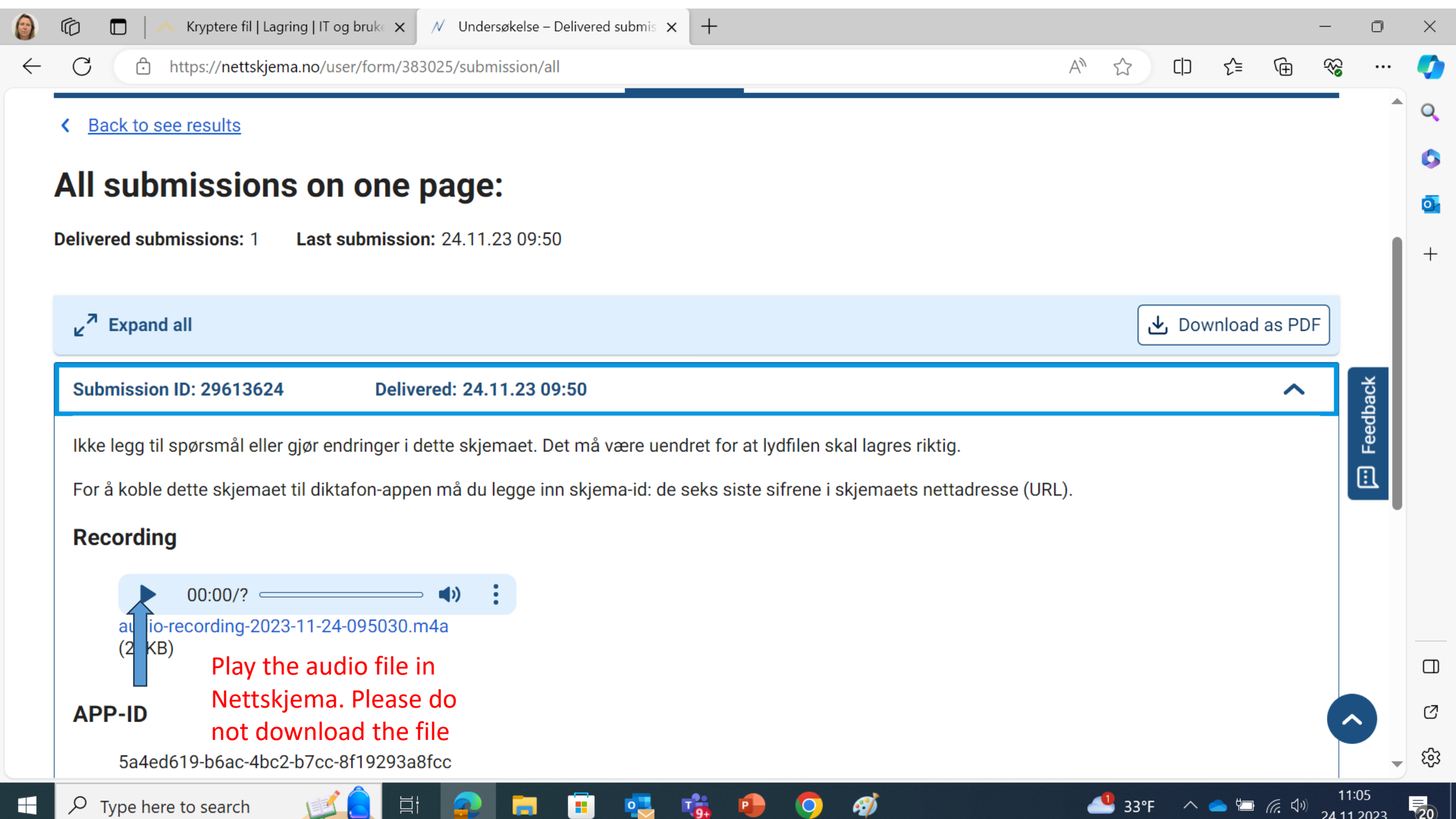
Expand all Download as PDF

Submission ID: 29613624	Delivered: 24.11.23 09:50	▼
-------------------------	---------------------------	---

Feedback

**Do you miss the old design? [Click here to return](#)**

Note: The old design will be phased out during 2023. Is there anything the new design is missing? [Please give us feedback](#)



[Back to see results](#)

# All submissions on one page:

Delivered submissions: 1    Last submission: 24.11.23 09:50

Expand all

Download as PDF

Submission ID: 29613624

Delivered: 24.11.23 09:50

Ikke legg til spørsmål eller gjør endringer i dette skjemaet. Det må være uendret for at lydfilen skal lagres riktig.

For å koble dette skjemaet til diktafon-appen må du legge inn skjema-id: de seks siste sifrene i skjemaets nettskjema-adresse (URL).

## Recording

00:00/?

audio-recording-2023-11-24-095030.m4a  
(2 KB)

**Play the audio file in  
Nettskjema. Please do  
not download the file**

APP-ID

5a4ed619-b6ac-4bc2-b7cc-8f19293a8fcc

Feedback

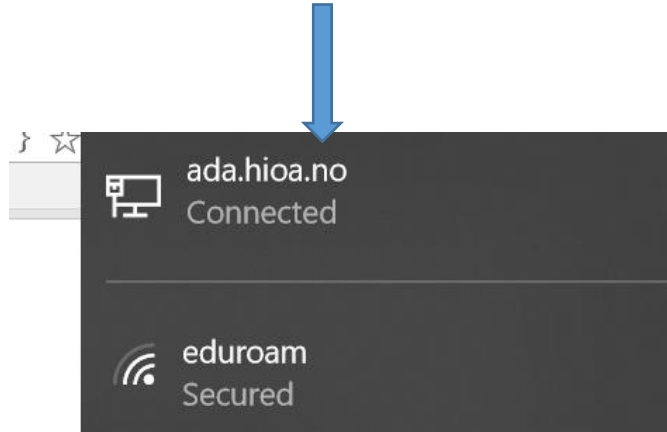




# Transcribe the interview on your computer

Turn off the wireless internet connection

Disconnect

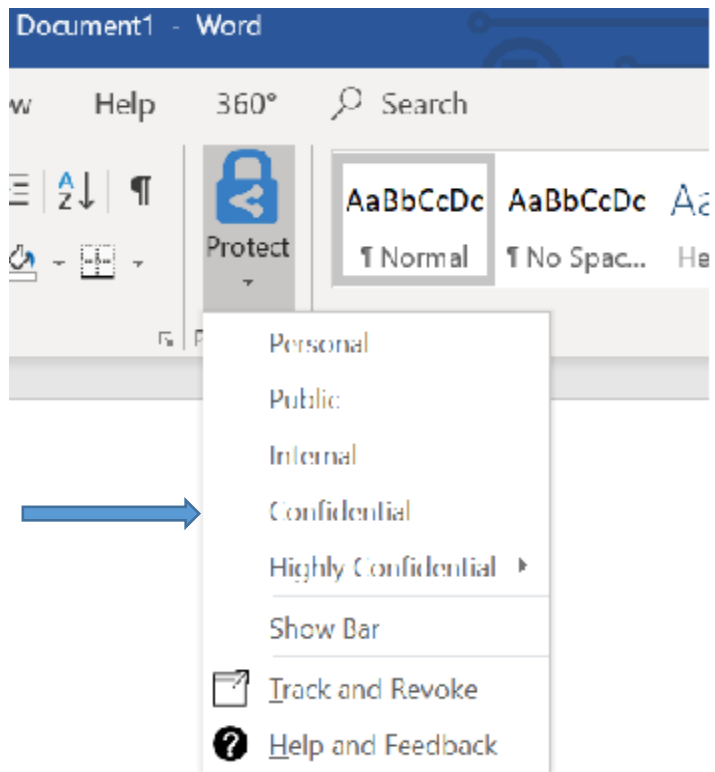


Pull out the internet cable



# How to save the transcribed interview?

- When collecting non-sensitive personal data:  
Save the transcribed interview  
on OneDrive with the code confidential





- When collecting sensitive personal data:  
Save the transcribed interview  
on an encrypted USB stick. For information about encryption  
see: <https://ansatt.oslomet.no/en/kryptering>

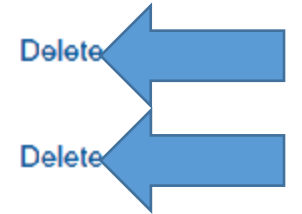
Or use the password function on the USB stick



# Delete the sound recording and anonymise the interview

## Submissions

Submission	Attachment	Delivered	Answer time
5409876		1. October 2019 10:31	
5409877		1. October 2019 10:31	



Anonymise the interview:

Personally identifiable information will be removed, re-written or categorised